


AIR BALANCER

A proven ergonomic lifting and positioning device

- **Capacities** up to 485 lbs. single reeve - 1940 lbs. tandem reeved.
- **Safety** overload limit and check valve in case of loss of air supply.
- **Energy Efficient** only a fraction of a CFM per cycle required when compared to a pneumatic hoist.
- **Robust** precision mechanical design & powder coated housing ensures trouble free extended service life.
- Uses non-lubricated air, assures clean environment.
- Ideal for ergonomic handling applications and suspension of tools, weld guns & fixtures.
- All Non-Reeved balancers come equipped with a 9 meter cable.



Control Styles

- UBB = Basic Balancer with no controls
- UAB = Balancer with Up/Down controls
- UZB = Balancer with Zero G

Model #	Weight Capacity/Lift	Air Consumption
U_B-132	132 lbs/79 inches	.5 CFM
U_B-220	220 lbs/118 inches	1.3 CFM
U_B-331	331 lbs/79 inches	1.3 CFM
U_B-485	485 lbs/79 inches	1.9 CFM

■ Wire Rope Units (Air Pressure 7kgf/cm2) (100 PSI)

Optional Accessories

Part #	Description
28070	ETA 4/5 Suspension Kit
28080	ETA 8 Suspension Kit
99025	Up/Down Manifold
99026	Up/Down Control Kit—Includes Manifold, 12' Hose and 2-button pendant
99100	Top Hook Assembly



Contact Information:

1033 Sutton St. Howell, MI 48843

Phone: 517-546-3220

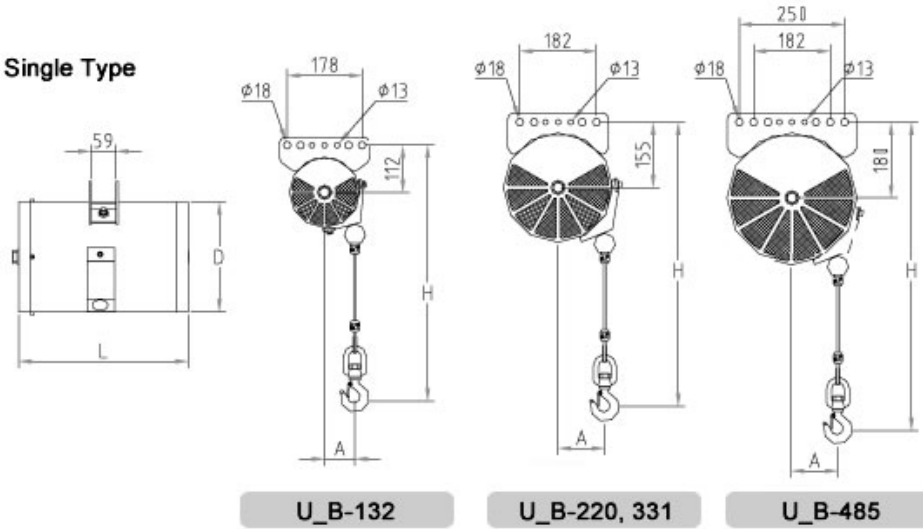
Fax: 517-546-0696

Web: www.unified-ind.com

Single Type

Model	"A" Dimension
U_B-132	2.83 inch (72mm)
U_B-220	4.35 inch (110.5mm)
U_B-331	2.83 inch (72mm)
U_B-485	2.83 inch (72mm)

Single Type



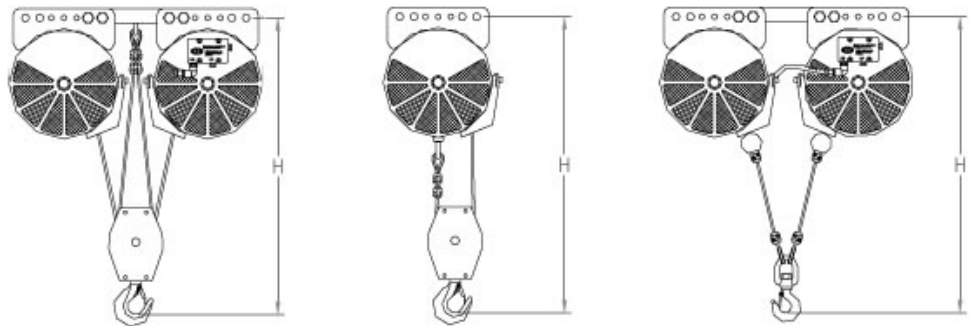
Control Styles

- UBB** = Basic Balancer with no controls
- UAB** = Balancer with up/down controls
- UZB** = Balancer with Zero G

Tandem Reeved Type

Reeved Type

Tandem Type



Model #	Capacity		Lift		D x L		H		Net Weight		CFM
	lbs	kg	in	mm	in	mm	in	mm	lbs	kg	(per cycle)
U_B-132-079	132	60	79	2000	6.1 x 15.43	155 x 392	23	600	51	23	.5
U_B-220-118	220	100	118	3000	10.24 x 15.75	260 x 400	28	700	94	42.5	1.3
U_B-331-079	331	150	79	2000	10.24 x 15.75	260 x 400	28	700	105	47	1.3
U_B-485-079	485	230	79	1950	12.21 x 15.75	310 x 400	30	750	110	50	1.9

■ Wire Rope Units (Air Pressure 7kgf/cm2) (100 PSI)

Model #	Capacity		Lift		D x L		H		Net Weight	
	lbs	kg	in	mm	in	mm	in	mm	lbs	kg
U_B-440-59R	440	200	59	1500	10.24 x 15.75	260 x 400	28	700	104	47
U_B-440-118T	440	200	118	3000	2-10.24 x 15.76	260 x 400	28	700	203	92
U_B-662-39R	662	300	39	1000	10.24 x 15.77	260 x 400	28	700	99	45
U_B-661-79T	662	300	79	2000	2-10.24 x 15.78	260 x 400	28	700	198	90
U_B-970-39R	970	440	39	1000	12.21 x 15.75	310 x 400	30	750	124	56
U_B-970-79T	970	440	79	2000	2-12.21 x 15.75	310 x 400	30	750	243	110
U_B-882-59TR	882	400	59	1500	2-10.24 x 15.78	260 x 400	28	700	209	95
U_B-1323-39TR	1323	600	39	1000	2-10.24 x 15.79	260 x 400	28	700	203	92
U_B-1940-39TR	1940	880	39	1000	2-12.21 x 15.75	310 x 400	30	750	254	115

■ Wire Rope Units (Air Pressure 7kgf/cm2) (100 PSI)